



Changshu Talent  
Semiconductors Co.,Ltd  
Tel:0086-512-52851998  
Fax:0086-512-52153129

# 1N5400GP THRU 1N5408GP

## 3 Amp Glass Passivated Rectifier 50 - 1000 Volts

### Features

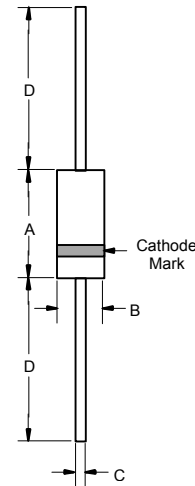
- Lead Free Finish/RoHS Compliant(Note 1)
- High Current Capability and Low Current Leakage
- Epoxy meets UL 94 V-0 flammability rating
- Moisture Sensitivity Level 1
- Glass Passivated Junction

### Maximum Ratings

- Operating Temperature: -55°C to +150°C
- Storage Temperature: -55°C to +150°C
- Maximum Thermal Resistance; 30°C/W Junction To Lead

MCC Catalog Number	Device Marking	Maximum Recurrent Peak Reverse Voltage	Maximum RMS Voltage	Maximum DC Blocking Voltage
1N5400GP	1N5400GP	50V	35V	50V
1N5401GP	1N5401GP	100V	70V	100V
1N5402GP	1N5402GP	200V	140V	200V
1N5404GP	1N5404GP	400V	280V	400V
1N5406GP	1N5406GP	600V	420V	600V
1N5407GP	1N5407GP	800V	560V	800V
1N5408GP	1N5408GP	1000V	700V	1000V

### DO-201AD



### Electrical Characteristics @ 25°C Unless Otherwise Specified

Average Forward Current	$I_{F(AV)}$	3.0A	$T_A = 105^\circ\text{C}$
Peak Forward Surge Current	$I_{FSM}$	200A	8.3ms, half sine
Maximum Instantaneous Forward Voltage	$V_F$	1.1V	$I_{FM} = 3.0\text{A};$ $T_J = 25^\circ\text{C}^*$
Maximum DC Reverse Current At Rated DC Blocking Voltage	$I_R$	5.0 $\mu\text{A}$ 50 $\mu\text{A}$	$T_J = 25^\circ\text{C}$ $T_J = 125^\circ\text{C}$
Typical Junction Capacitance	$C_J$	40pF	Measured at 1.0MHz, $V_R=4.0\text{V}$

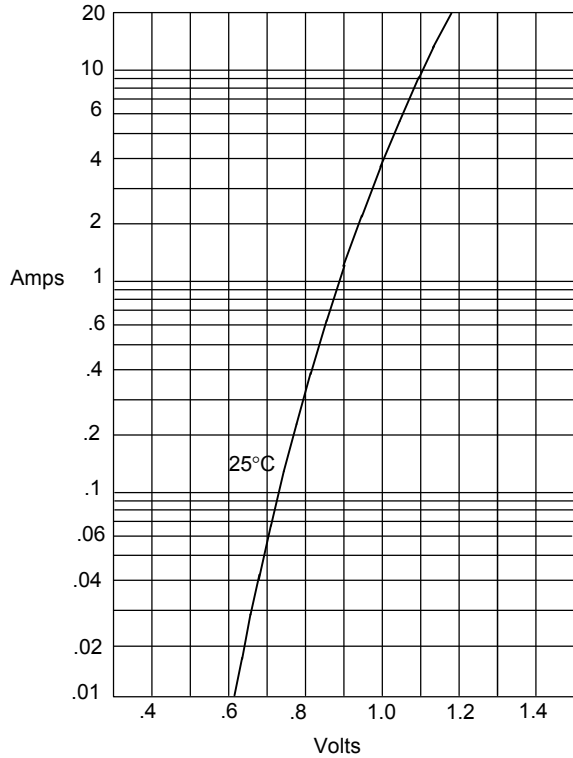
Notes:1.High Temperature Solder Exemption Applied, see EU Directive Annex 7.

DIM	INCHES		MM		NOTE
	MIN	MAX	MIN	MAX	
A	.287	.374	7.30	9.50	
B	.189	.208	4.80	5.30	
C	.048	.052	1.20	1.30	
D	1.000	---	25.40	---	

# 1N5400GP thru 1N5408GP

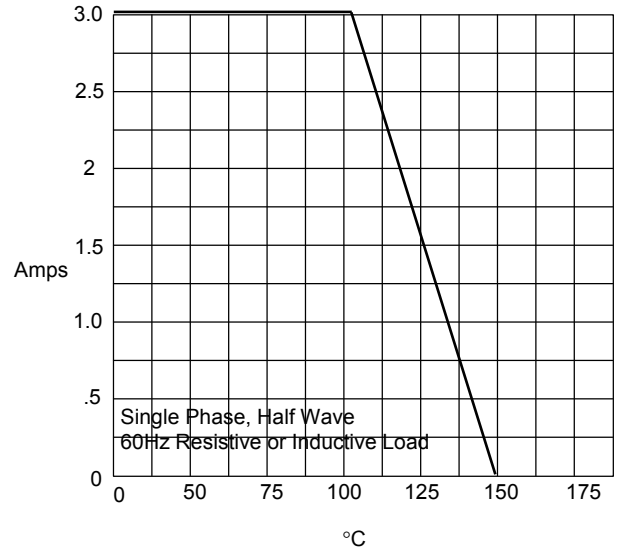


Figure 1  
Typical Forward Characteristics



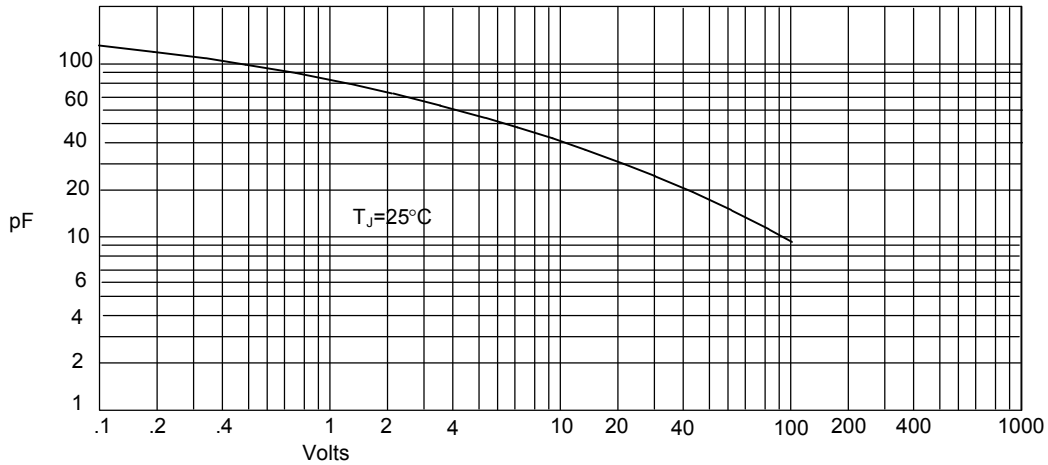
Instantaneous Forward Current - Amperes *versus*  
Instantaneous Forward Voltage - Volts

Figure 2  
Forward Derating Curve



Average Forward Rectified Current - Amperes *versus*  
Ambient Temperature - °C

Figure 3  
Junction Capacitance

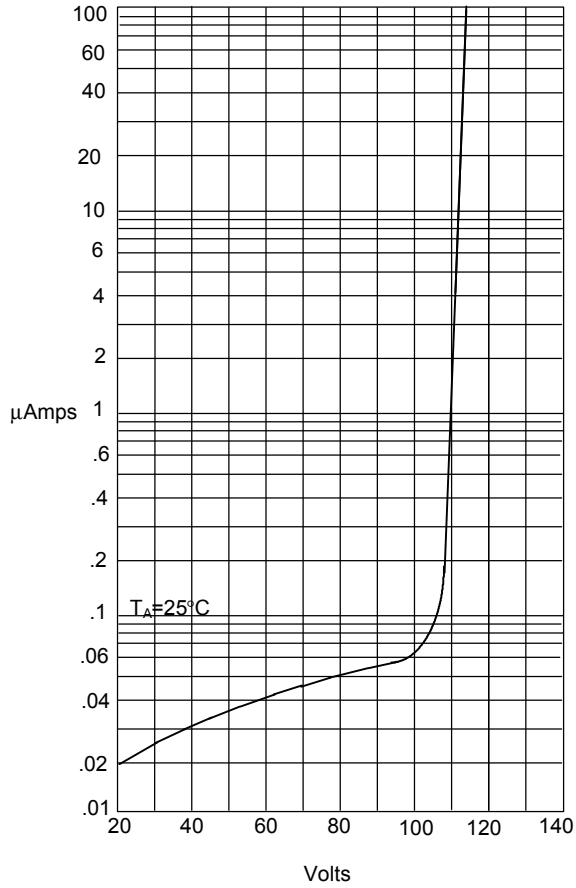


Junction Capacitance - pF *versus*  
Reverse Voltage - Volts

# 1N5400GP thru 1N5408GP

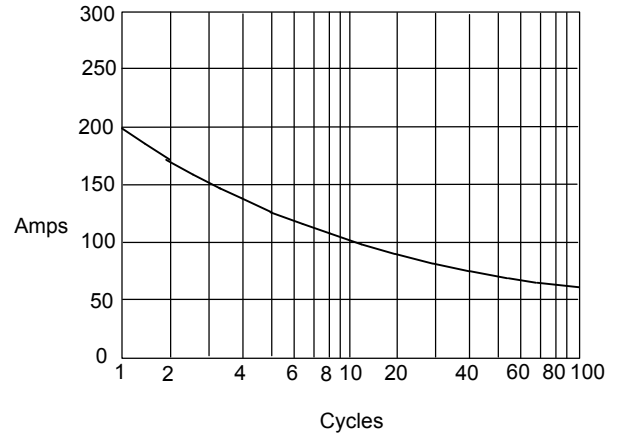


Figure 4  
Typical Reverse Characteristics



Instantaneous Reverse Leakage Current - MicroAmperes versus  
Percent Of Rated Peak Reverse Voltage - Volts

Figure 5  
Peak Forward Surge Current



Peak Forward Surge Current - Amperes versus  
Number Of Cycles At 60Hz - Cycles