



Changshu Talent  
Semiconductors Co.,Ltd  
Tel:0086-512-52851998  
Fax:0086-512-52153129

# BAS16

## Features

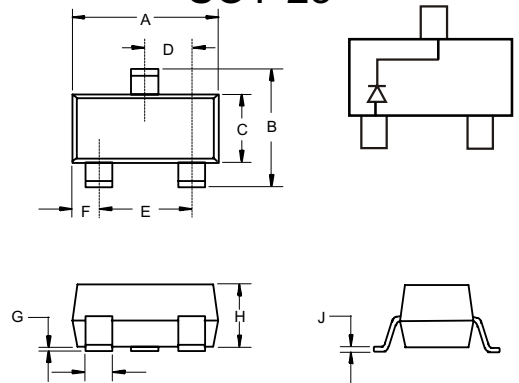
- Low Current Leakage
- Low Cost
- Small Outline Surface Mount Package
- Epoxy meets UL 94 V-0 flammability rating
- Moisture Sensitivity Level 1
- Marking :A6

## 350mW 100Volt Switching Diode

## Maximum Ratings

- Operating Temperature: -55°C to +150°C
- Storage Temperature: -55°C to +150°C
- Maximum Thermal Resistance; 357K/W Junction To Ambient

### SOT-23



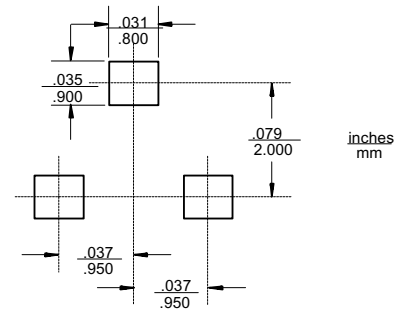
## Electrical Characteristics @ 25°C Unless Otherwise Specified

Reverse Voltage	$V_R$	75V	
Peak Reverse Voltage	$V_{RM}$	100V	
Peak Forward Current	$I_F$	300mA	
Power Dissipation	$P_{TOT}$	350mW	
Peak Forward Surge Current	$I_{FSM}$	1A	$t=1s$ , None Repet.
Maximum Instantaneous Forward Voltage	$V_F$	1.25V	$I_{FM} = 150mA$ ; $T_J = 25^\circ C^*$
Maximum DC Reverse Current At Rated DC Blocking Voltage	$I_R$	1 $\mu A$ 50 $\mu A$	$V_R=75Volts$ $T_J = 25^\circ C$ $T_J = 150^\circ C$
Typical Junction Capacitance	$C_J$	2pF	Measured at 1.0MHz, $V_R=0V$
Reverse Recovery Time	$T_{rr}$	4ns	$I_F=10mA$ $V_R = 6.0V$ $R_L=100\Omega$

\*Pulse test: Pulse width 300  $\mu sec$ , Duty cycle 2%

DIM	DIMENSIONS				NOTE
	INCHES		MM		
A	MIN	MAX	MIN	MAX	
A	.110	.120	2.80	3.04	
B	.083	.098	2.10	2.64	
C	.047	.055	1.20	1.40	
D	.035	.041	.89	1.03	
E	.070	.081	1.78	2.05	
F	.018	.024	.45	.60	
G	.0005	.0039	.013	.100	
H	.035	.044	.89	1.12	
J	.003	.007	.085	.180	
K	.015	.020	.37	.51	

### Suggested Solder Pad Layout



# BAS16

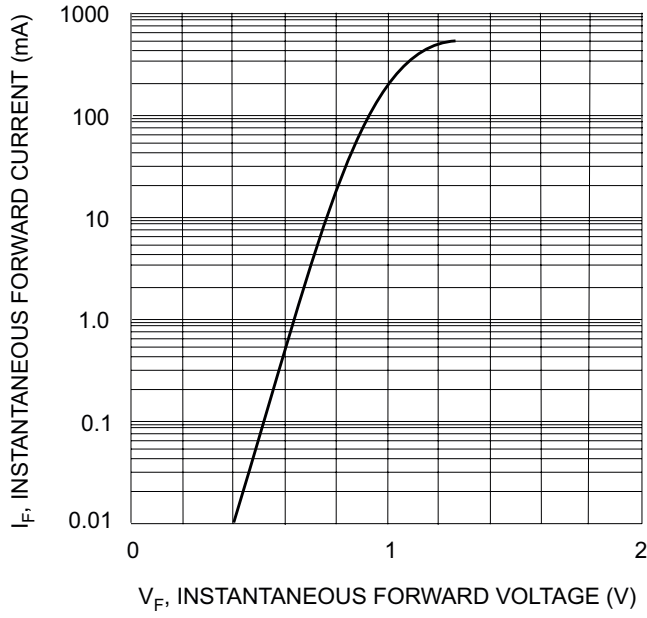


Fig. 1 Forward Characteristics

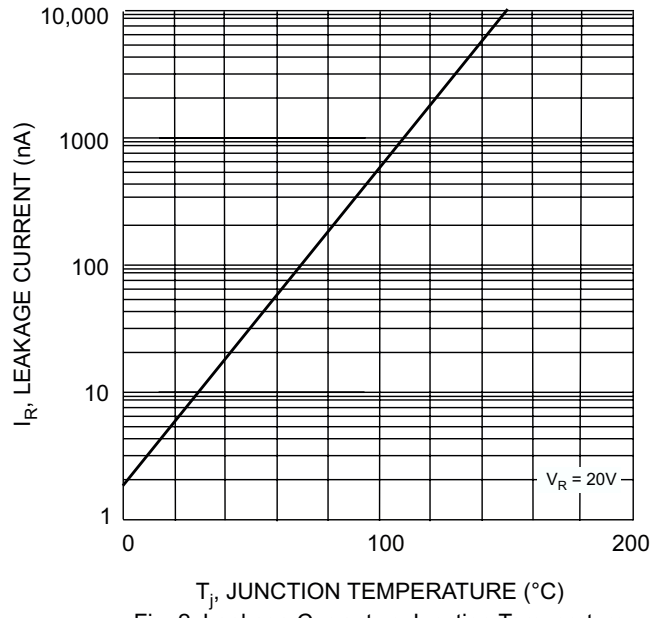


Fig. 2 Leakage Current vs Junction Temperature