








# Changshu Talent Semiconductors Co.Ltd

## Superfast&Ultrafast&Standard Recovery Rectifiers Selection Guide

Package Types	Part No.	Electrical Characteristics (Rating at 25°C Ambient Temperature)						
		Working Peak Reverse Voltage-VRWM(V)	Average Forward Current-IO(A)	Peak Forward Surge Current@ 8.3ms-IFSM(A)	Max. Forward Voltage Per Element-VF(V)	At Rated Forward Current-IF(A)	Max.DC Reverse Current at Rated DC Blocking Voltage - IRMAX(uA)	Maximum Reverse Recovery Time-Trr(ns)
 SOD-123FL	SFM11PL~SFM18PL	50~600	1	30	0.95~1.7	1	5	35
	UFM11PL~UFM15PL	50~600	1	30	1.0~1.7	1	10	35~75
	FSM11PL~FSM16PL	50~800	1	30	1.3	1	5	150~500
	SM4001PL~SM4007PL	50~1000	1	30	1.1	1	5	2000(TYP)
 SMA	ES1A-LT~ES1J-LT	50~600	1	30	0.95~1.7	1	5	35
	US1A~US1M	50~1000	1	30	1.0~1.7	1	10	50~100
	FS1A-LT~FS1M-LT	50~1000	1	30	1.3	1	5	150~500
	GS1A-LT~GS1M-LT	50~1000	1	30	1	1	10	2000(TYP)
	GS2A-LT~GS2M-LT	50~1000	2	50	1.1	2	5	2000(TYP)
 SMAE	US1AE~US1ME	50~1000	1	30	1.0~1.7	1	10	50~75
	ES1AE~ES1ME	50~1000	1	30	0.975~1.7	1	5	50~100
	FS1AE~FS1ME	50~1000	1	30	1.3	1	5	150~500
	GS1AE~GS1ME	50~1000	1	30	1.1	1	10	2000(TYP)
 SMB	UF1A~UF1K	50~600	1	30	1.0~1.7	1	10	50~100
	S1A-LT~S1M-LT	50~1000	1	30	1.1	1	5	2000(TYP)
	S2A-LT~S2M-LT	50~1000	1.5	50	1.15	1.5	5	2000(TYP)
	US2A~US2M	50~1000	2	50	1.0~1.7	2	5	50~100
	ER3AB~ER3JB	50~600	3	100	0.95~1.7	3	5	35
	S3AB~S3MB	50~1000	3	100	1.15	3	10	2000(TYP)
 SMC	ER3A~ER3J	50~600	3	100	0.95~1.7	3	5	35
	S3A~S3M	50~1000	3	100	1.2		10	2000(TYP)
	S5AL~S5ML	50~1000	5	100	1.2	5	80	2000(TYP)
	SMLJ60S05~SMLJ60S10	50~1000	6	200	1	6	5	2000(TYP)